

Happy Home Bergamo – Garage – Via Pietro Ronzoni, 8 – Bergamo



Radiocomando per i 2 Cancelli del Garage – Istruzioni

Utilizzare il **Pulsante 1** del Radiocomando per il cancello superiore, che è chiuso solo di notte.

Utilizzare il **Pulsante 2** del Radiocomando per il cancello inferiore, che è sempre chiuso.

Radio control for the 2 Garage Gates – Instructions

Use Radio Control **Button 1** for the upper gate, which is only closed at night.

Use Radio Control **Button 2** for the lower gate, which is always closed.

Radiocommande pour les 2 Portails du Garage – Instructions

Utilisez le **Bouton 1** de la radiocommande pour le portail supérieur, qui n'est fermé que la nuit.

Utilisez le **Bouton 2** de la radiocommande pour le portail inférieur, qui est toujours fermé.

Fernbedienung für die 2 Garagentore – Anleitung


Verwenden Sie den **Funktaster 1** für das obere Tor, das nur nachts geschlossen ist.

Verwenden Sie den **Funktaster 2** für das untere Tor, das immer geschlossen ist.


Radio control para las 2 Puertas de Garaje – Instrucciones

Utilice el **Botón de Radio Control 1** para la puerta superior, que solo se cierra por la noche.

Utilice el **Botón de Radio Control 2** para la puerta inferior, que siempre está cerrada.



Garage 7



Garage 7 = chiave non necessaria, spingere per aprire



Garage 7 = key not required, push to open



Garage 7 = clé non requise, appuyez pour ouvrir


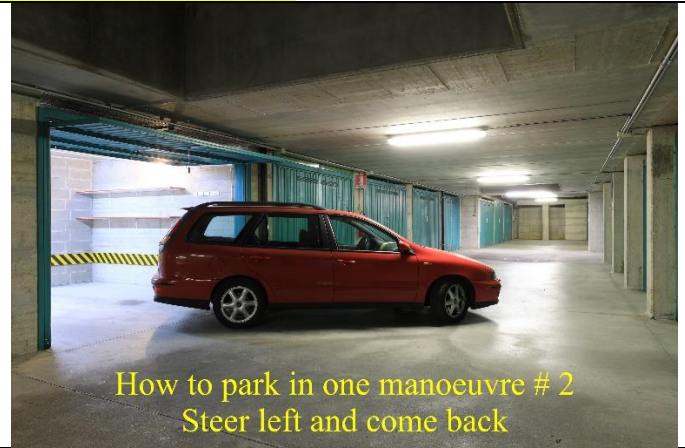


Garage 7 = Schlüssel nicht erforderlich, zum Öffnen drücken



Garaje 7 = no se requiere llave, presione para abrir

How to park in one manoeuvre



How to unpark in one manoeuvre



Per favore ricordarsi di spegnere la **luce del garage** quando uscite



Please remember to turn off the **garage light** when you leave



N'oubliez pas d'éteindre la **lumière du garage** lorsque vous partez





Bitte denken Sie daran, das **Garagenlicht** auszuschalten, wenn Sie die Garage verlassen



Recuerde apagar la **luz del garaje** cuando salga



Locale Rifiuti – Scala B = Waste room – Staircase B = Local à déchets – Escalier B = Abfallraum – Treppe B = Sala de residuos – Escalera B



Happy Home Bergamo



Scala destra, primo piano



Right staircase, first floor



Escalier à droite, premier étage



Treppe rechts, erster Stock



Escalera derecha, primer piso